

# SALT

## Quarterly Fund Update: Salt Long Short Fund – 31 December 2022

This fund update was first made publicly available on 13 February 2023.

### What is the purpose of this update?

This document tells you how the Salt Long Short Fund has performed and what fees were charged. The document will help you to compare the fund with other funds. Salt Investment Funds Limited prepared this update in accordance with the Financial Markets Conduct Act 2013. This information is not audited and may be updated.

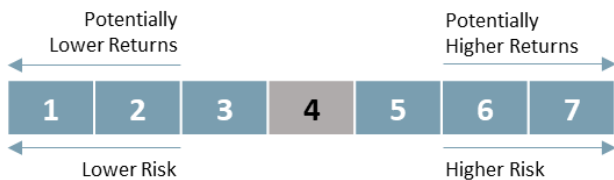
### Description of this fund

The Salt Long Short Fund aims to deliver positive absolute returns in all market environments. In addition to holding "long-only" NZ and Australian securities, the Fund may, at our discretion, short sell shares, hold cash, lever its assets and utilise active currency management to generate returns (although generally the Fund's assets will be fully hedged).

Total value of the fund	\$67,991,321
The date the fund started	30 June 2014
Number of investors in the fund	175

### What are the risks of investing?

#### Risk indicator for the Salt Long Short Fund



The risk indicator is rated from 1 (low) to 7 (high). The rating reflects how much the value of the fund's assets goes up and down. A higher risk generally means higher potential returns over time, but more ups and downs along the way.

To help you clarify your own attitude to risk, you can seek financial advice or work out your risk profile at [www.sorted.org.nz/tools/investor-kickstarter](http://www.sorted.org.nz/tools/investor-kickstarter).

Note that even the lowest category does not mean a risk-free investment, and there are other risks that are not captured by this rating.

This risk indicator is not a guarantee of a fund's future performance. The risk indicator is based on the returns data for a five-year period to 31 December 2022. While risk indicators are usually relatively stable, they do shift from time to time. The risk indicator will continue to be updated in future fund updates.

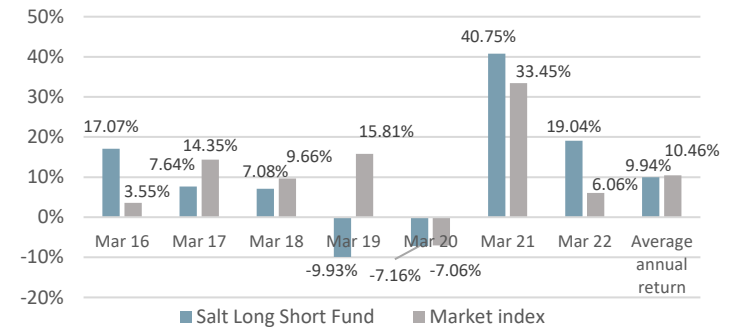
See the product disclosure statement (PDS) for more information about the risks associated with investing in this fund.

### How has the fund performed?

	Average over past five years	Past year
Annual return (after deductions for charges and tax)	7.54%	6.39%
Annual return (after deductions for charges but before tax)	7.75%	7.36%
Market index annual return (reflects no deduction for charges and tax)	9.56%	-5.41%

The market index is based on 50% S&P/NZX 50 Gross (including Imputation Credits) Index and 50% S&P/ASX 200 Accumulation Index (fully hedged to NZD). Additional information about the market index is available on the offer register at [business.govt.nz/disclose](http://business.govt.nz/disclose).

### Annual return graph



This shows the return after fund charges and tax for each year ending 31 March since the fund started. The last bar shows the average annual return since the fund started, up to 31 December 2022. Returns in this update are after tax at the highest prescribed investor rate (PIR) of tax for an individual New Zealand resident. Your tax may be lower.

**Important:** This does not tell you how the fund will perform in the future.

### What fees are investors charged

Investors in the Salt Long Short Fund are charged fund charges. In the year to 31 March 2022, these were:

	% of net asset value
Total fund charges	3.49%
Which are made up of:	
Total management and administration charges	1.72%
Including:	
Manager's basic fee	1.52%
Other management and administration charges	0.20%
Total performance-based fees	1.77%

See the PDS for more information about the basis on which performance fees are charged. Investors may also be charged individual action fees for specific actions or decisions (for example, for withdrawing from or switching funds). See the PDS on the offer register at [business.govt.nz/disclose](http://business.govt.nz/disclose) for more information about those fees.

### SALT FUNDS MANAGEMENT

Level 3, The Imperial Buildings, 44 Queen Street | PO Box 106-587, Auckland 1143  
P: +64 9 869 2933 | E: [info@saltfunds.co.nz](mailto:info@saltfunds.co.nz) | [www.saltfunds.co.nz](http://www.saltfunds.co.nz)

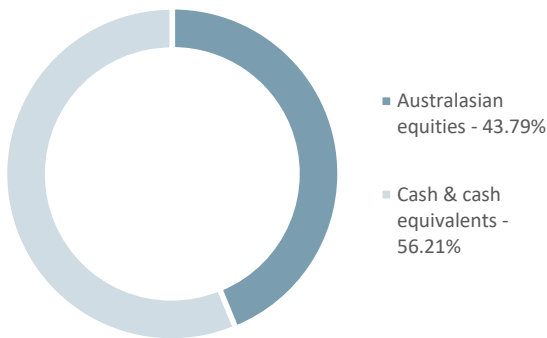
## Example of how this applies to an investor

Small differences in fees and charges can have a big impact on your investment over the long term. Sam had \$10,000 in the fund at the start of the year and did not make any further contributions. At the end of the year, Sam received a return after fund charges were deducted of \$736 (that is 7.36% of his initial \$10,000). Sam did not pay any other charges. This gives Sam a total return after tax of \$639 for the year.

## What does this fund invest in?

This shows the types of assets that the fund invests in.

### Actual investment mix



### Target investment mix

Australasian equities	30%
Cash & cash equivalents	70%

## Currency hedging

The Fund targets a position of fully hedging foreign currency exposure, although this may be partially hedged or completely unhedged at the Manager's discretion.

## Top 10 investments

Name	% of Fund Net Assets	Type	Country
Macquarie Collateral Account – NZD	42.81%	Cash & cash equivalents	NZ
Cash at Bank	12.25%	Cash & cash equivalents	NZ
Tower	8.91%	Australasian Equities	NZ
Monash IVF Group	6.72%	Australasian Equities	AU
GDI Property Group	5.05%	Australasian Equities	AU
Global Data Centre Group	4.65%	Australasian Equities	AU
Kina Securities	4.43%	Australasian Equities	AU
Australian Vintage	4.12%	Australasian Equities	AU
Lynch Group Holdings	3.39%	Australasian Equities	AU
Marsden Maritime Holdings	2.99%	Australasian Equities	NZ

The top 10 investments make up 95.31% of the net asset value of the fund.

## Key personnel

Matthew Goodson	
Current position	Managing Director
Time in position	9 years & 7 months
Previous position	Portfolio Manager at BT Funds Management (NZ)
Time in position	4 years & 5 months

Paul Harrison	
Current position	Managing Director
Time in position	9 years & 7 months
Previous position	Portfolio Manager at BT Funds Management (NZ)
Time in position	5 years

Paul Turnbull	
Current position	Chief Investment Officer
Time in position	3 years & 7 months
Previous position	Research Analyst at Jarden
Time in position	6 Years

Greg Fleming	
Current position	Head of Global Diversified Funds
Time in position	1 year & 9 months
Previous position	Head of Investment Strategy at AMP Capital NZ
Time in position	4 Years & 8 months

Bevan Graham	
Current position	Economist
Time in position	1 year & 10 months
Previous position	NZ Managing Director, AMP Capital NZ
Time in position	2 years & 2 months

## Further information

You can also obtain this information, the PDS for the Salt Long Short Fund, and some additional information from the offer register at [business.govt.nz/disclose](http://business.govt.nz/disclose)